

AIR CONDITIONER

REFRIGERANT **R32**
INVERTER

Wall mounted type

DESIGN & TECHNICAL MANUAL

INDOOR



ASKA09CPBA
ASKA12CPBA



ASKA18CPBA



ASKA24CPBA



ASKA30CPBA
ASKA36CPBA

OUTDOOR



AOKA09CPBA
AOKA12CPBA



AOKA18CPBA



AOKA24CPBA



AOKA30CPBA
AOKA36CPBA

Notices:

- Product specifications and design are subject to change without notice for future improvement.
- For further details, please check with our authorized dealer.

CONTENTS

Part 1. INDOOR UNIT	1
1. Specifications	2
2. Dimensions	5
2-1. Models: ASKA09CPBA, ASKA12CPBA, ASKA18CPBA, ASKA24CPBA, ASKA30CPBA, and ASKA36CPBA.....	5
2-2. Installation space requirement.....	6
3. Wiring diagrams	7
3-1. Models: ASKA09CPBA, ASKA12CPBA, ASKA18CPBA, and ASKA24CPBA.....	7
3-2. Models: ASKA30CPBA and ASKA36CPBA.....	7
4. Remote controller	8
4-1. Wireless remote controller.....	8
5. Accessories	9
5-1. Models: ASKA09CPBA, ASKA12CPBA, ASKA18CPBA, ASKA24CPBA, ASKA30CPBA, and ASKA36CPBA.....	9

CONTENTS (continued)

Part 2. OUTDOOR UNIT	11
1. Specifications	12
2. Dimensions	15
2-1. Models: AOKA09CPBA, AOKA12CPBA, AOKA18CPBA, AOKA24CPBA, AOKA30CPBA, and AOKA36CPBA	15
3. Installation space	16
3-1. Models: AOKA09CPBA, AOKA12CPBA, AOKA18CPBA, AOKA24CPBA, AOKA30CPBA, and AOKA36CPBA	16
4. Refrigerant circuit	17
4-1. Models: AOKA09CPBA, AOKA12CPBA, AOKA18CPBA, and AOKA24CPBA	17
4-2. Models: AOKA30CPBA and AOKA36CPBA	18
5. Wiring diagrams	19
5-1. Models: AOKA09CPBA, AOKA12CPBA, AOKA18CPBA, AOKA24CPBA, AOKA30CPBA, and AOKA36CPBA	19
6. Electrical characteristics	20
7. Accessories	21
7-1. Models: AOKA09CPBA, AOKA12CPBA, AOKA18CPBA, AOKA24CPBA, AOKA30CPBA, and AOKA36CPBA	21

Part 1. INDOOR UNIT

WALL MOUNTED TYPE:

ASKA09CPBA

ASKA12CPBA

ASKA18CPBA

ASKA24CPBA

ASKA30CPBA

ASKA36CPBA

1. Specifications

Type				Wall mounted	
				Inverter, Cooling only	
Model name				ASKA09CPBA	ASKA12CPBA
Power supply intake				Outdoor unit	
System power supply	Voltage		V	220	
	Frequency		Hz	60	
	Available voltage range		V	198—242	
Indoor unit power supply (from outdoor unit)				V	220
Capacity	Rated	kW		2.637	3.517
		Btu/h		9,000	12,000
	Min.—Max.	kW		1.81—2.96	2.11—3.95
		Btu/h		6,176—10,100	7,199—13,477
Input power	Cooling	Rated	kW	0.83	1.10
		Min.—Max.		0.36—1.05	0.55—1.51
Current	Rated	A	3.9	5.2	
EER		kW/kW	3.30	3.00	
Sensible capacity		kW	TBD	TBD	
Power factor		%	95	96	
Moisture removal		L/h (pints/h)	0.6 (1.1)	1.1 (1.9)	
Maximum operating current*1		A	5.0	7.0	
Fan	Airflow rate	Higher	m ³ /h	590	
		High		550	580
		Medium		480	
		Low		380	
		Lower		350	
	Type × Qty			Crossflow fan × 1	
Sound pressure level*2	Motor output	Higher	W	14	25
		High		42	43
		Medium		39	40
		Low		36	37
		Lower		34	35
				31	33
Heat exchanger	Dimensions (H × W × D)		mm	266 × 550 × 27.2	294 × 550 × 27.2
	Fin pitch			1.2	1.4
	Rows × Stages			2 × 14	
	Pipe type			Copper tube	
	Fin type			Aluminum	
	Material			Polystyrene	
Enclosure	Color			White	
	Dimensions (H × W × D)	Net	mm	270 × 796 × 213	
		Gross		335 × 870 × 265	
Weight	Net	kg	7.5	8.0	
	Gross		9.5	10.0	
Connection pipe	Size	Liquid	mm (in)	Ø6.35 (Ø1/4)	
		Gas		Ø9.52 (Ø3/8)	
	Method			Flare	
Drain hose	Material			Polyethylene	
	Tip diameter		mm	Ø15.4 (I.D.), Ø17.6 to Ø30.0 (O.D.)	
Operation range			°C	16 to 30	
			%RH	80 or less	
Remote controller type				Wireless	
NOTES:					
<ul style="list-style-type: none"> Specifications are based on the following conditions: <ul style="list-style-type: none"> Cooling: Indoor temperature of 27°CDB/19°CWB, and outdoor temperature of 35°CDB/24°CWB. Pipe length: 5 m, Height difference: 0 m. (Between outdoor unit and indoor unit.) Protective function might work when using it outside the operation range. *1: Maximum operating current is the total current of the indoor unit and the outdoor unit. *2: Sound pressure level: <ul style="list-style-type: none"> Measured values in manufacturer's anechoic chamber. Because of the surrounding sound environment, the sound levels measured in actual installation conditions might be higher than the specified values here. 					

Type				Wall mounted	
				Inverter, Cooling only	
Model name				ASKA18CPBA	ASKA24CPBA
Power supply intake				Outdoor unit	
System power supply	Voltage		V	220	
	Frequency		Hz	60	
	Available voltage range		V	198—242	
Indoor unit power supply (from outdoor unit)				220	
Capacity	Rated	kW		5.274	7.032
		Btu/h		18,000	24,000
	Min.—Max.	kW		3.50—5.58	3.89—7.31
		Btu/h		11,942—19,039	13,273—24,942
Input power	Cooling	Rated	kW	1.50	2.25
		Min.—Max.	kW	0.72—1.91	1.28—2.62
Current	Rated		A	7.0	10.3
EER			kW/kW	3.50	3.00
Sensible capacity			kW	TBD	TBD
Power factor			%	96	97
Moisture removal			L/h (pints/h)	1.8 (3.2)	2.2 (3.9)
Maximum operating current*1			A	10.0	14.0
Fan	Airflow rate	Higher	m ³ /h	1,000	1,200
		High		950	1,150
		Medium		850	1,000
		Low		780	920
		Lower		660	850
	Type × Qty	Crossflow fan × 1			
Motor output		W		35	50
Sound pressure level*2	Higher		dB (A)	46	50
	High			44	48
	Medium			41	47
	Low			39	45
	Lower			36	41
Heat exchanger	Dimensions (H × W × D)		mm	378 × 705 × 27.2	
	Fin pitch			1.4	
	Rows × Stages			2 × 18	
	Pipe type			Copper tube	
	Fin type			Aluminum	
Enclosure	Material		Polystyrene		
	Color		White		
Dimensions (H × W × D)	Net	mm	310 × 968 × 235		
	Gross		380 × 1,022 × 310		
Weight	Net	kg	12.0		
	Gross		14.0		
Connection pipe	Size	Liquid	Ø6.35 (Ø1/4)		
		Gas	Ø12.70 (Ø1/2)	Ø15.88 (Ø5/8)	
	Method		Flare		
Drain hose	Material		Polyethylene		
	Tip diameter		mm		
Operation range	°C		Ø15.4 (I.D.), Ø17.6 to Ø30.0 (O.D.)		
	%RH		16 to 30		
Remote controller type				Wireless	
NOTES:					
<ul style="list-style-type: none"> • Specifications are based on the following conditions: <ul style="list-style-type: none"> – Cooling: Indoor temperature of 27°CDB/19°CWB, and outdoor temperature of 35°CDB/24°CWB. – Pipe length: 5 m, Height difference: 0 m. (Between outdoor unit and indoor unit.) • Protective function might work when using it outside the operation range. • *1: Maximum operating current is the total current of the indoor unit and the outdoor unit. • *2: Sound pressure level: <ul style="list-style-type: none"> – Measured values in manufacturer's anechoic chamber. – Because of the surrounding sound environment, the sound levels measured in actual installation conditions might be higher than the specified values here. 					

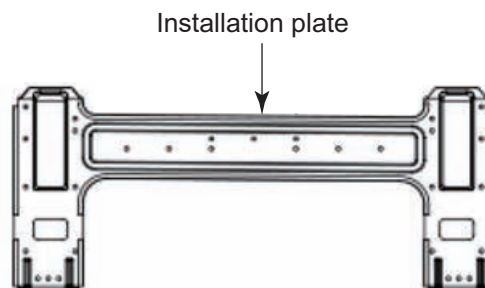
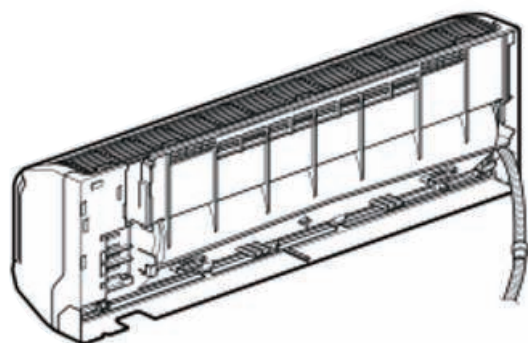
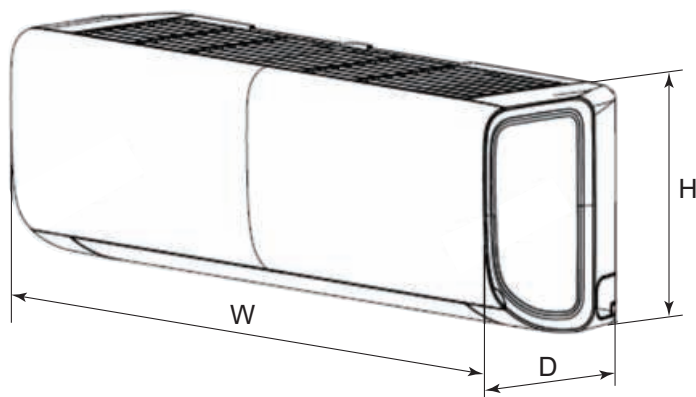
Type				Wall mounted		
				Inverter, Cooling only		
Model name				ASKA30CPBA	ASKA36CPBA	
Power supply intake				Outdoor unit		
System power supply	Voltage		V	220		
	Frequency		Hz	60		
	Available voltage range		V	198—242		
Indoor unit power supply (from outdoor unit)				V	220	
Capacity	Rated	kW		8.79	10.548	
		Btu/h		30,000	36,000	
	Min.—Max.	kW		4.66—9.18	4.50—10.65	
		Btu/h		15,900—31,322	15,354—36,338	
Input power	Cooling	Rated	kW	2.60	3.38	
		Min.—Max.	kW	1.50—2.92	1.62—3.87	
Current	Rated	A		12.2	15.8	
EER	kW/kW		3.40	3.05		
Sensible capacity	kW		TBD	TBD		
Power factor	%		96	97		
Moisture removal	L/h (pints/h)		2.6 (4.6)	3.0 (5.3)		
Maximum operating current*1				A	15.0	
Fan	Airflow rate	Higher	m ³ /h	1,800		
		High		1,700		
		Medium		1,550		
		Low		1,380		
		Lower		1,100		
	Type × Qty	Crossflow fan × 1				
Motor output		W		70		
Sound pressure level*2		Higher	dB (A)	53		
		High		51		
		Medium		50		
		Low		48		
		Lower		44		
Heat exchanger	Dimensions (H × W × D)		mm	420 × 985 × 27.2	Main: 420 × 985 × 27.2 Sub: 168 × 985 × 13.6	
	Fin pitch			1.4	Main: 1.4 Sub: 1.4	
	Rows × Stages		2 × 20	Main: 2 × 20 Sub: 1 × 8		
	Pipe type		Copper tube			
	Fin type		Aluminum			
Enclosure	Material		Polystyrene			
	Color		White			
Dimensions (H × W × D)	Net	mm	345 × 1,297 × 256			
	Gross		435 × 1,385 × 325			
Weight	Net	kg	18.0			
	Gross		21.5	22.0		
Connection pipe	Size	Liquid	mm (in)	Ø9.52 (Ø3/8)		
		Gas		Ø15.88 (Ø5/8)		
	Method		Flare			
Drain hose	Material		Polyethylene			
	Tip diameter		mm	Ø15.4 (I.D.), Ø17.6 to Ø30.0 (O.D.)		
Operation range	°C		16 to 30			
	%RH		80 or less			
Remote controller type				Wireless		

NOTES:

- Specifications are based on the following conditions:
 - Cooling: Indoor temperature of 27°CDB/19°CWB, and outdoor temperature of 35°CDB/24°CWB.
 - Pipe length: 5 m, Height difference: 0 m. (Between outdoor unit and indoor unit.)
- Protective function might work when using it outside the operation range.
- *1: Maximum operating current is the total current of the indoor unit and the outdoor unit.
- *2: Sound pressure level:
 - Measured values in manufacturer's anechoic chamber.
 - Because of the surrounding sound environment, the sound levels measured in actual installation conditions might be higher than the specified values here.

2. Dimensions

2-1. Models: ASKA09CPBA, ASKA12CPBA, ASKA18CPBA, ASKA24CPBA, ASKA30CPBA, and ASKA36CPBA



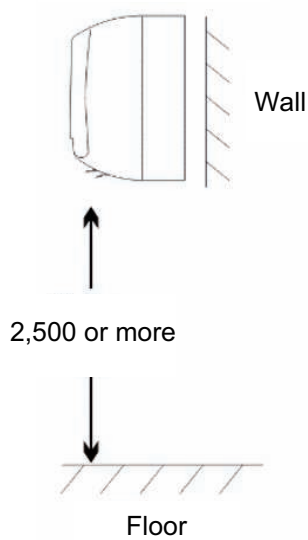
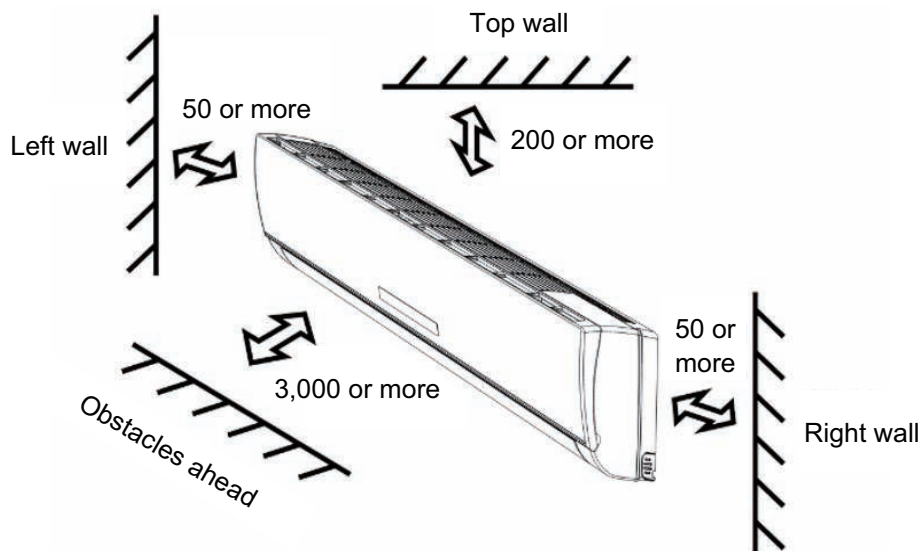
Model name	W	H	D
	(Unit: mm)		
ASKA09CPBA	796	270	213
ASKA12CPBA	796	270	213
ASKA18CPBA	968	310	235
ASKA24CPBA	1140	315	235
ASKA30CPBA	1297	345	256
ASKA36CPBA	1297	345	256

NOTE: The detailed shape of the indoor unit may vary by the model.

2-2. Installation space requirement

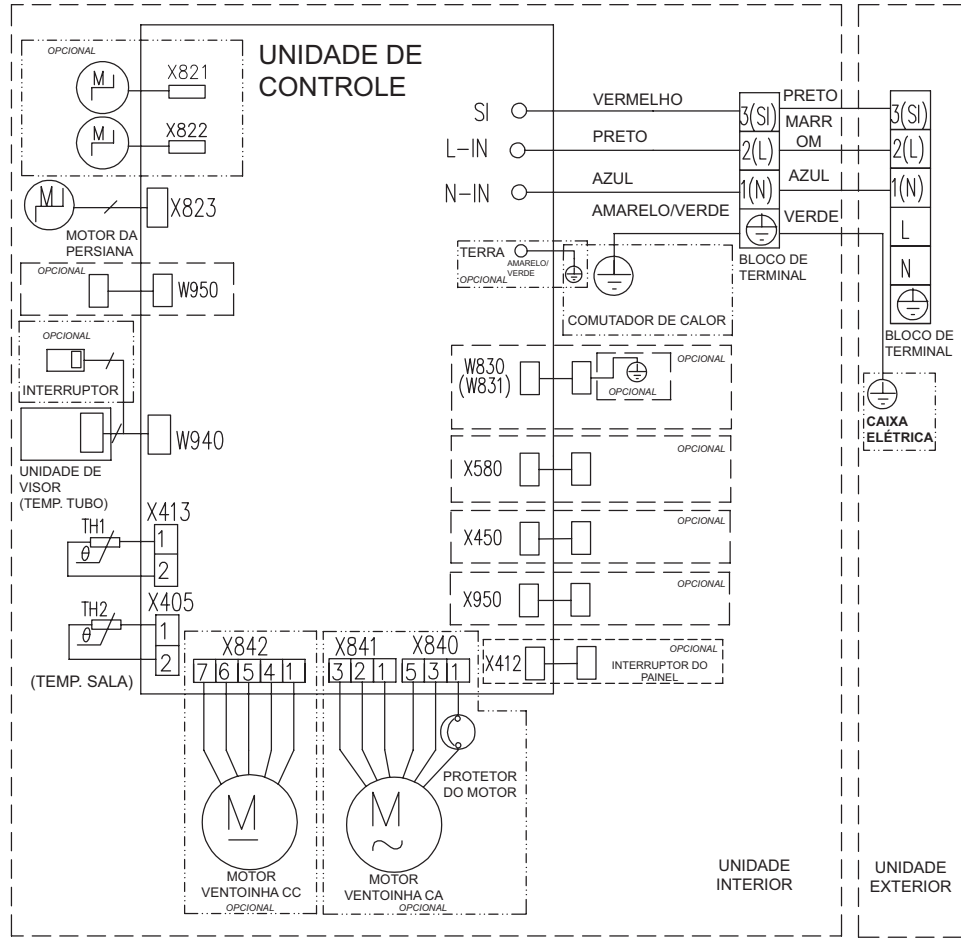
Provide sufficient installation space for product safety.

Unit: mm

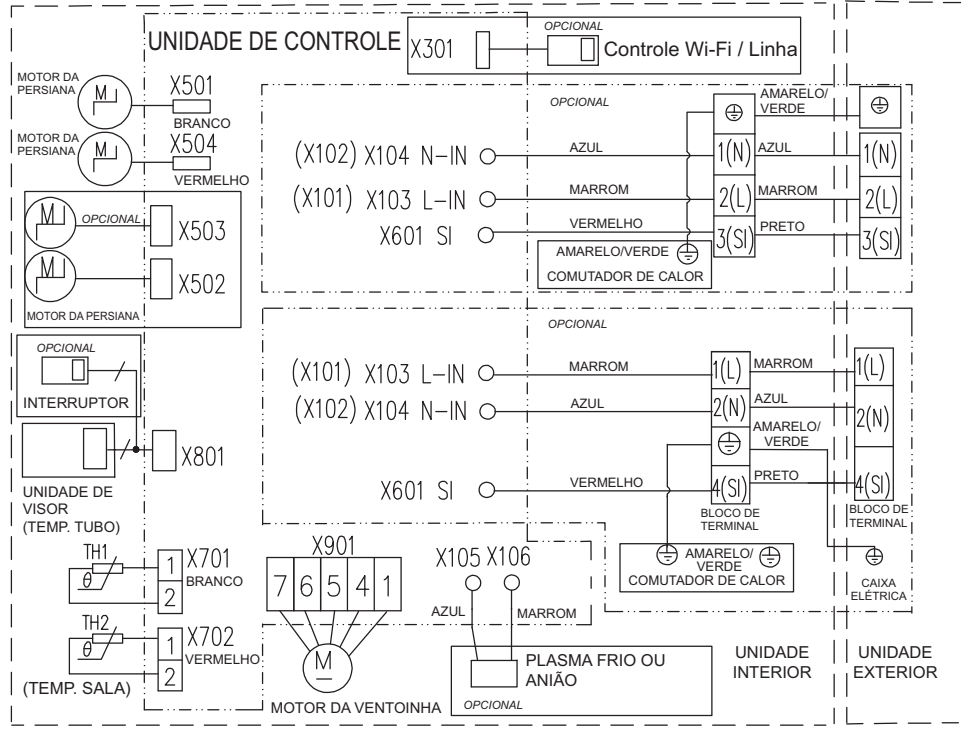


3. Wiring diagrams

3-1. Models: ASKA09CPBA, ASKA12CPBA, ASKA18CPBA, and ASKA24CPBA



3-2. Models: ASKA30CPBA and ASKA36CPBA



4. Remote controller

4-1. Wireless remote controller

1 MODE

Press this button to select the operation mode.

3 SLEEP

Used to set or cancel Sleep Mode operation.

6 SUPER

Used to start or stop the fast cooling/heating. (Fast cooling operates at high fan speed with 16°C(61°F) set temp automatically ; Fast heating operates at auto fan speed with 30°C(86°F) set temp automatically)

8 ON TIMER

Used to set or cancel the timer operation.

9 QUIET

Used to set or cancel Quiet Mode operation.

11 OFF TIMER

Used to set or cancel the timer operation.

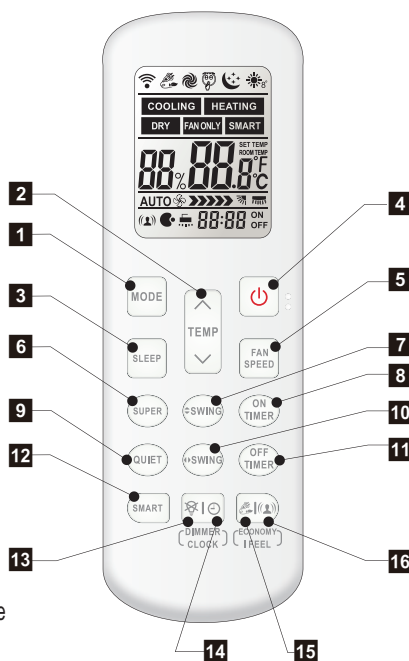
12 SMART(invalid for multi system)

Used to enter fuzzy logic operation directly when the unit is on .

When the Air conditioner and Remote controller are in standby, and the mode of remote controller is in Cooling or Dry, press this button for about 5 seconds to enter the auto-clean mode and then the indicator "☼" will display on LCD . Press SMART or POWER or MODE button will escape from auto-clean mode, and then the indicator "☼" will disappeared, (After the clean process finish, the air conditioner will return to Cooling or Dry as preset, while the indicator "☼" on remote controller will display for about 30 mins)

13 DIMMER

When you press this button, all the display of indoor unit will be closed. Press any button to resume display.



14 CLOCK

Used to set the current time.

15 ECONOMY

Used to set or cancel Economy Mode operation.

2 + 7 8°C HEAT(optional)

Used to start or stop 8°C HEAT mode.

2 TEMP

Used to adjust the room temperature and the timer, also real time.

4 POWER

The appliance will be started when it is energized or will be stopped when it is in operation, if you press this button.

5 FAN SPEED

Used to select fan speed in sequence auto, higher, high, medium, low and lower.

7 SWING

Used to stop or start vertical adjustment louver swinging and set the desired up/down airflow direction.

10 SWING

Used to stop or start Horizontal adjustment louver swinging and set the desired left/right airflow direction.

16 IFEEL










Press to set IFEEL Mode operation. In IFEEL mode, the Air Conditioner operates basis temperature sensor fitted in remote instead of machine, Advice to use IFEEL mode and the remote put where the indoor unit receive signal easily. Press this button above 5 seconds, start or stop IFEEL mode.

Indication symbols on LCD:

COOLING Cooling indicator	DRY Dry indicator	FAN ONLY Fan only indicator	HEATING Heating indicator	SMART Smart indicator
Auto ☼☼☼☼ Auto fan speed	☼☼☼☼ Higher fan speed	☼☼☼ High fan speed	☼☼☼ Medium fan speed	☼☼ Low fan speed
☼☼ Lower fan speed	☼ Quiet indicator	☼ Economy indicator	☼ Super indicator	☼ Sleep indicator
☼ IFEEL	88.8°C Display temperature	88:88 ON OFF Display set timer		☼ 8°C Heat indicator
☼ Auto-clean indicator		88:88 OFF Display current time		

5. Accessories

5-1. Models: ASKA09CPBA, ASKA12CPBA, ASKA18CPBA, ASKA24CPBA, ASKA30CPBA, and ASKA36CPBA

Part name	Exterior	Qty	Part name	Exterior	Qty
Use and installation instructions		1	Foam insulation		1
Remote controller instructions		1	Flare nut • For gas pipe × 2 • For liquid pipe × 2		4
Warranty card		1	Screw for installations • Anchor × 6 • Screw × 6		1
Remote controller		1	Screw cap of front panel		1 (09 and 12 models)
Remote controller holder		1			3 (18 and 24 models)
					4 (30 and 36 models)

Part 2. OUTDOOR UNIT

SINGLE TYPE:

AOKA09CPBA

AOKA12CPBA

AOKA18CPBA

AOKA24CPBA

AOKA30CPBA

AOKA36CPBA

1. Specifications

Type			Inverter, Cooling only	
Model name			AOKA09CPBA	AOKA12CPBA
Power supply			220 V~ 60 Hz	
Power supply intake			Outdoor unit	
Available voltage range			198—242 V	
Starting current		A	0.9	1.1
Fan	Airflow rate	m ³ /h	1,800	
	Type × Qty		Propeller fan × 1	
	Motor output	W	36	20
Sound pressure level*1		dB (A)	51	52
Heat exchanger type	Dimensions (H × W × D)	mm	456 × 608 × 13.6	464 × 599 × 21.65
	Fin pitch		1.4	
	Rows × Stages		1 × 24	1 × 27
	Pipe type		Copper tube	
	Fin type	Type (Material) Surface treatment		Aluminum Hydrophilily
Compressor	Type		DC rotary	
	Motor output	W	925	915
Refrigerant	Type		R32	
	Charge	g	410	540
Refrigerant oil	Type		Polyolester	
	Amount	cm ³	240	
Enclosure	Material		Steel sheet	
	Color		Gray-white	
Dimensions (H × W × D)	Net	mm	482 × 660 × 240	
	Gross		530 × 780 × 315	
Weight	Net	kg	18	20
	Gross		21	23
Connection pipe	Size	Liquid	Ø6.35 (Ø1/4)	
		Gas	Ø9.52 (Ø3/8)	
	Method		Flare	
	Pre-charge length		5	
	Max. length	m	15	
	Max. height difference		5	
Additional charge	g/m	20		
Operation range*2		°C	16 to 46*3	

NOTES:

- Specifications are based on the following conditions:
 - Cooling: Indoor temperature of 27 °CDB/19 °CWB, and outdoor temperature of 35 °CDB/24 °CWB.
 - Pipe length: 5 m, Height difference: 0 m.
- Protective function might work when using it outside the operation range.
- *1: Sound pressure level
 - Measured values in manufacturer's anechoic chamber.
 - Because of the surrounding sound environment, the sound levels measured in actual installation conditions might be higher than the specified values here.
- *2: The protection circuits might activate to stop the unit's operation outside the temperature range.
- *3: Suction temperature of the outdoor unit.

Type			Inverter, Cooling only	
Model name			AOKA18CPBA	AOKA24CPBA
Power supply			220 V~ 60 Hz	
Power supply intake			Outdoor unit	
Available voltage range			198—242 V	
Starting current		A	1.7	2.4
Fan	Airflow rate	m ³ /h	2,200	3,500
	Type × Qty		Propeller fan × 1	
	Motor output	W	36	60
Sound pressure level ^{*1}		dB (A)	53	56
Heat exchanger type	Dimensions (H × W × D)	mm	498.8 × 718 × 21.65	636 × 899 × 21.65
	Fin pitch		1.3	
	Rows × Stages		1 × 29	1 × 37
	Pipe type		Copper tube	
	Fin type	Type (Material) Surface treatment	Aluminum Hydrophilily	
Compressor	Type		DC rotary	
	Motor output	W	860	1,870
Refrigerant	Type		R32	
	Charge	g	710	1,200
Refrigerant oil	Type		Polyolester	
	Amount	cm ³	300	630
Enclosure	Material		Steel sheet	
	Color		Gray-white	
Dimensions (H × W × D)	Net	mm	540 × 780 × 260	650 × 860 × 310
	Gross		600 × 910 × 360	720 × 995 × 420
Weight	Net	kg	26.5	39.0
	Gross		29.0	46.0
Connection pipe	Size	Liquid	Ø6.35 (Ø1/4)	
		Gas	Ø12.70 (Ø1/2)	Ø15.88 (Ø5/8)
	Method		Flare	
	Pre-charge length	m	5	
	Max. length		15	
Max. height difference	5			
Additional charge		g/m	20	30
Operation range ^{*2}		°C	16 to 46 ^{*3}	

NOTES:

- Specifications are based on the following conditions:
 - Cooling: Indoor temperature of 27 °CDB/19 °CWB, and outdoor temperature of 35 °CDB/24 °CWB.
 - Pipe length: 5 m, Height difference: 0 m.
- Protective function might work when using it outside the operation range.
- ^{*1}: Sound pressure level
 - Measured values in manufacturer's anechoic chamber.
 - Because of the surrounding sound environment, the sound levels measured in actual installation conditions might be higher than the specified values here.
- ^{*2}: The protection circuits might activate to stop the unit's operation outside the temperature range.
- ^{*3}: Suction temperature of the outdoor unit.

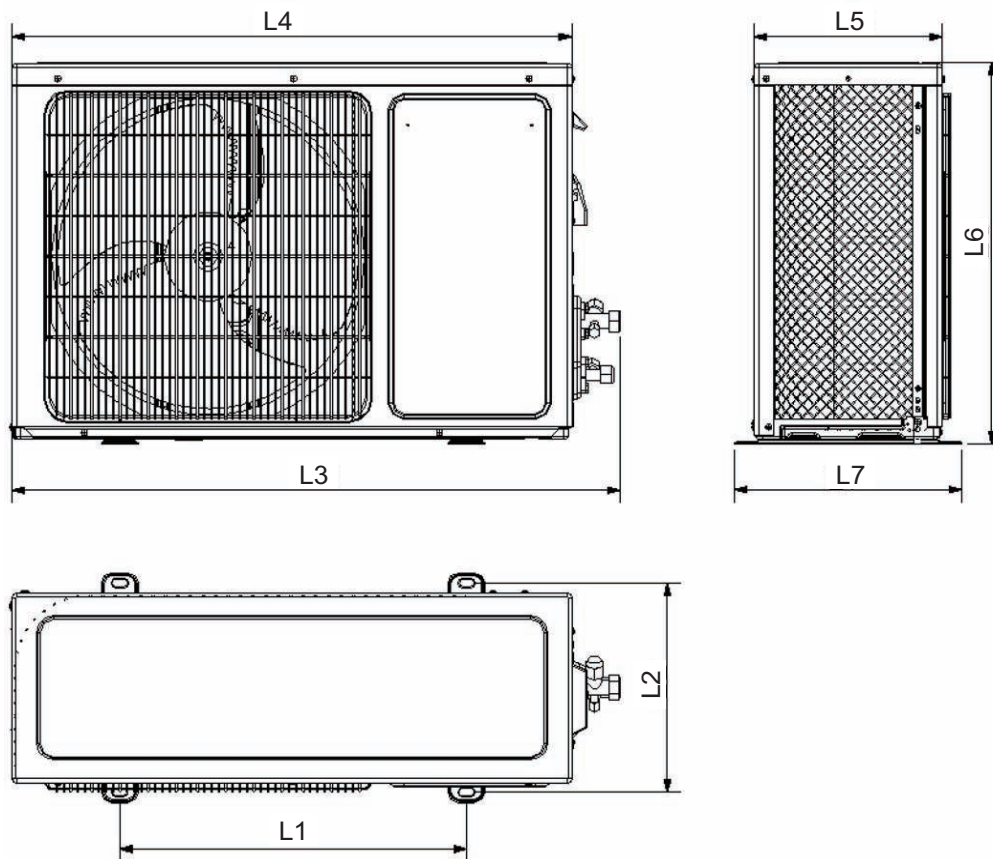
Type			Inverter, Cooling only		
Model name			AOKA30CPBA	AOKA36CPBA	
Power supply			220 V~ 60 Hz		
Power supply intake			Outdoor unit		
Available voltage range			198—242 V		
Starting current		A	3.1	4.0	
Fan	Airflow rate	m ³ /h	3,800		
	Type × Qty		Propeller fan × 1		
	Motor output	W	102		
Sound pressure level*1		dB (A)	60		
Heat exchanger type	Dimensions (H × W × D)	mm	Main 1: 714 × 970 × 18.19 Main 2: 714 × 942 × 18.19	Main 1: 714 × 962 × 18.19 Main 2: 714 × 934 × 18.19 Main 3: 714 × 550 × 18.19	
	Fin pitch		Main 1: 1.6 Main 2: 1.6	Main 1: 1.6 Main 2: 1.6 Main 3: 1.6	
	Rows × Stages		Main 1: 1 × 34 Main 2: 1 × 34	Main 1: 1 × 34 Main 2: 1 × 34 Main 3: 1 × 34	
	Pipe type		Copper tube		
	Fin type	Type (Material) Surface treatment	Aluminum Hydrophilic		
Compressor	Type		DC rotary		
	Motor output	W	2,055	2,765	
Refrigerant	Type		R32		
	Charge	g	1,620	2,480	
Refrigerant oil	Type		Polyolester		
	Amount	cm ³	620	1,000	
Enclosure	Material		Steel sheet		
	Color		Gray-white		
Dimensions (H × W × D)	Net	mm	750 × 900 × 340		
	Gross		820 × 1,060 × 450		
Weight	Net	kg	49.0	58.5	
	Gross		53.0	62.0	
Connection pipe	Size	Liquid	Ø9.52 (Ø3/8)		
		Gas	Ø15.88 (Ø5/8)		
	Method		Flare		
	Pre-charge length	m	5		
	Max. length		15		
	Max. height difference		5		
Additional charge	40				
Operation range*2		°C	16 to 46*3		

NOTES:

- Specifications are based on the following conditions:
 - Cooling: Indoor temperature of 27 °CDB/19 °CWB, and outdoor temperature of 35 °CDB/24 °CWB.
 - Pipe length: 5 m, Height difference: 0 m.
- Protective function might work when using it outside the operation range.
- *1: Sound pressure level
 - Measured values in manufacturer's anechoic chamber.
 - Because of the surrounding sound environment, the sound levels measured in actual installation conditions might be higher than the specified values here.
- *2: The protection circuits might activate to stop the unit's operation outside the temperature range.
- *3: Suction temperature of the outdoor unit.

2. Dimensions

2-1. Models: AOKA09CPBA, AOKA12CPBA, AOKA18CPBA, AOKA24CPBA, AOKA30CPBA, and AOKA36CPBA



Model name	L1	L2	L3	L4	L5	L6	L7
	(Unit: mm)						
AOKA09CPBA	450	264	713	660	241	491	290
AOKA12CPBA	450	264	713	660	241	491	290
AOKA18CPBA	530	290	856	780	260	538	317
AOKA24CPBA	542	341	935	878	310	667	368
AOKA30CPBA	608	368	974	919	340	750	398
AOKA36CPBA	608	368	974	919	340	750	398

NOTE: The detailed shape of the outdoor unit may vary by the model.

3. Installation space

3-1. Models: AOKA09CPBA, AOKA12CPBA, AOKA18CPBA, AOKA24CPBA, AOKA30CPBA, and AOKA36CPBA

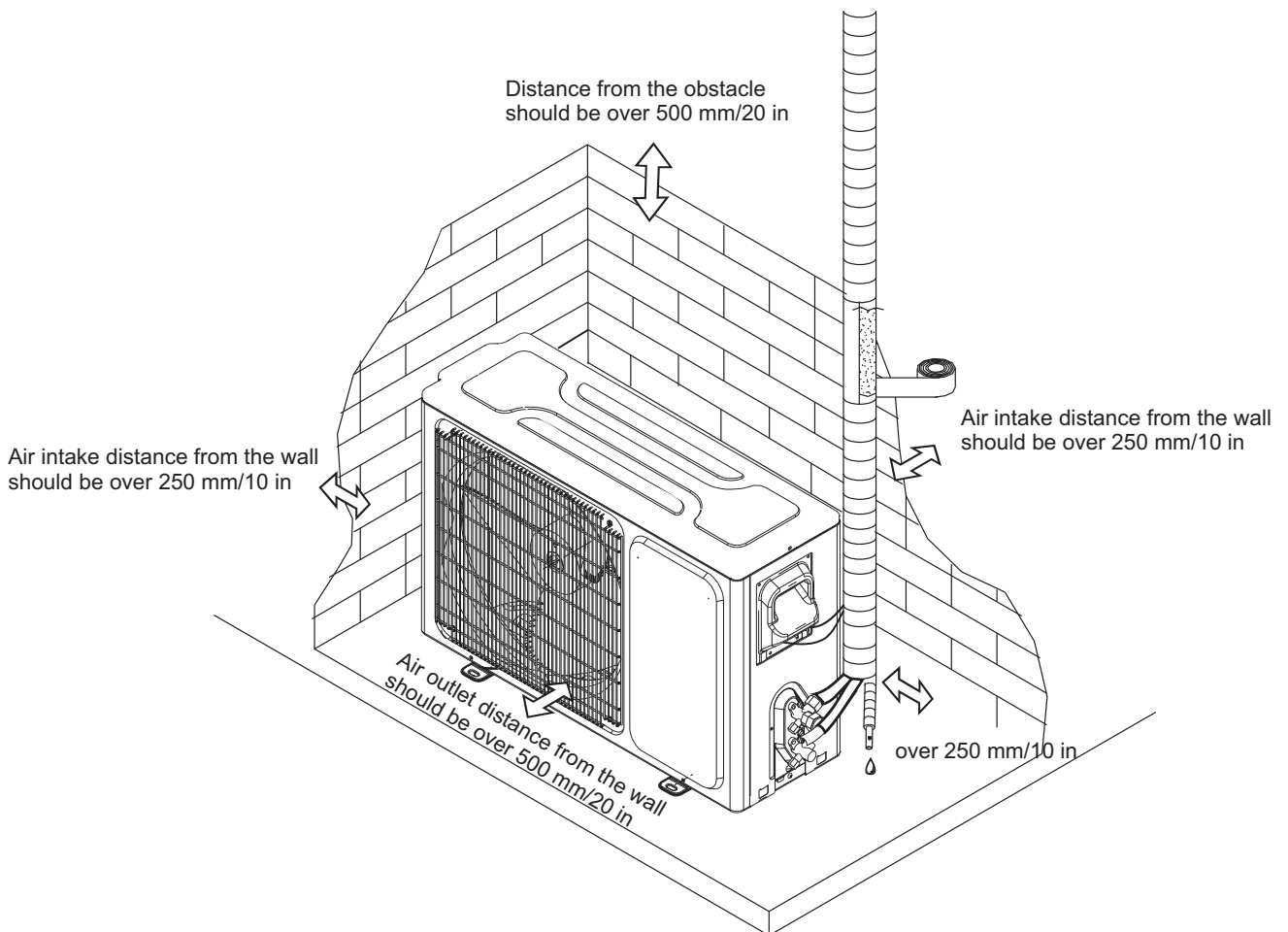
■ Space requirement

Provide sufficient installation space for product safety.

⚠ CAUTION

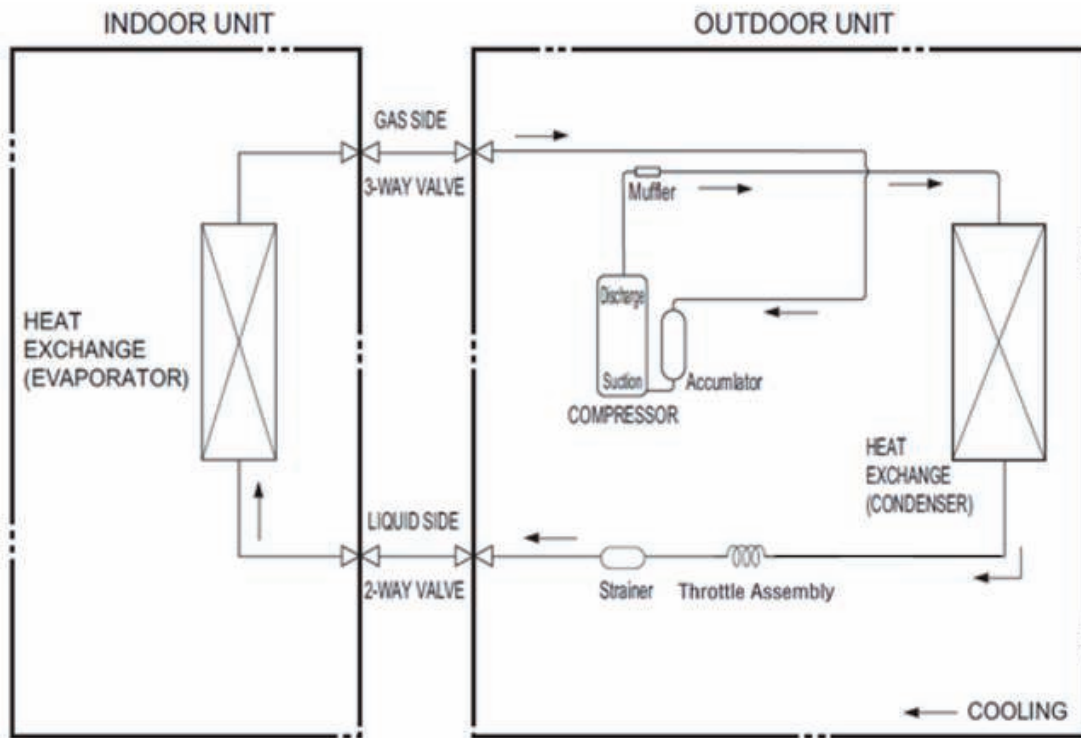
Keep the space shown in the installation examples.

If the installation is not performed accordingly, it could cause a short circuit and result in a lack of operating performance.



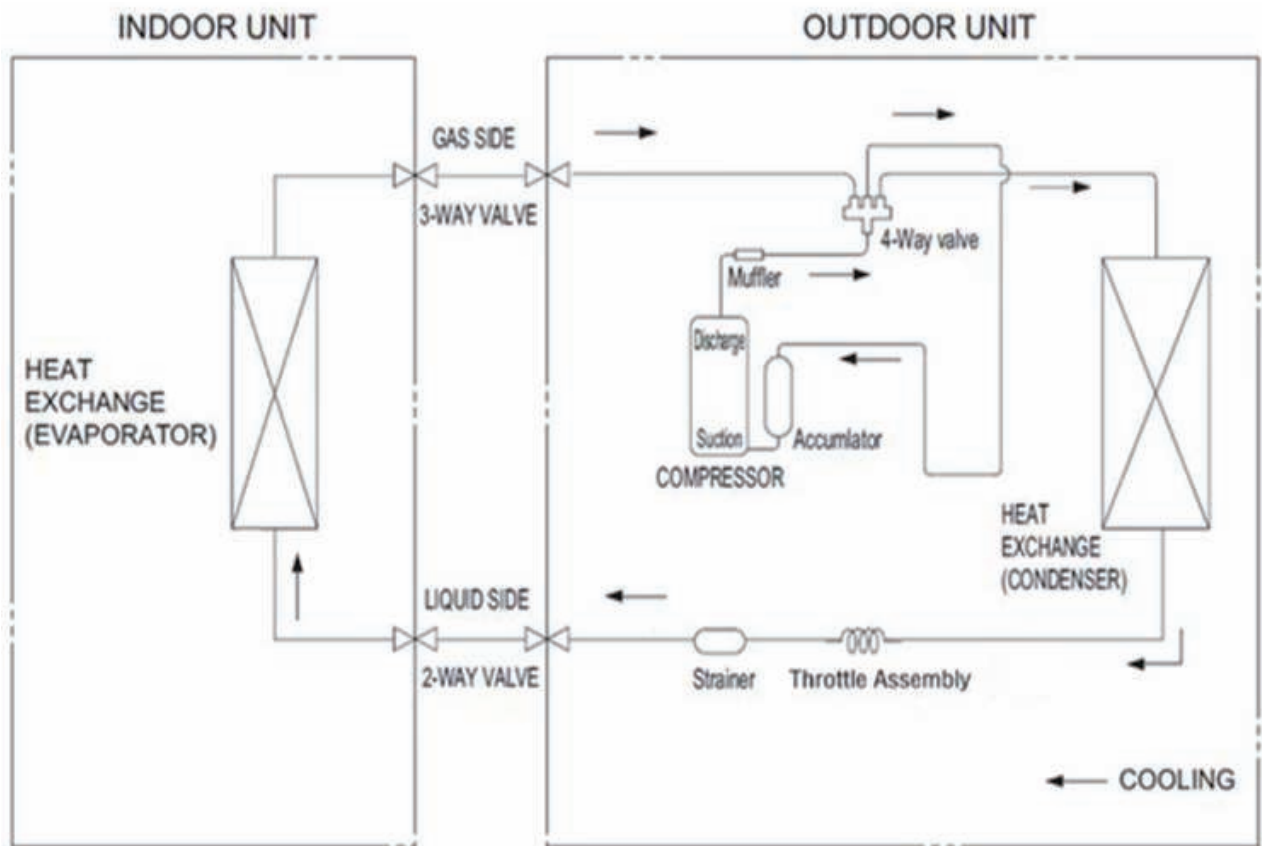
4. Refrigerant circuit

4-1. Models: AOKA09CPBA, AOKA12CPBA, AOKA18CPBA, and AOKA24CPBA



NOTE: The Throttle assembly may be a Capillary or an Electronic expansion valve in different models.

4-2. Models: AOKA30CPBA and AOKA36CPBA



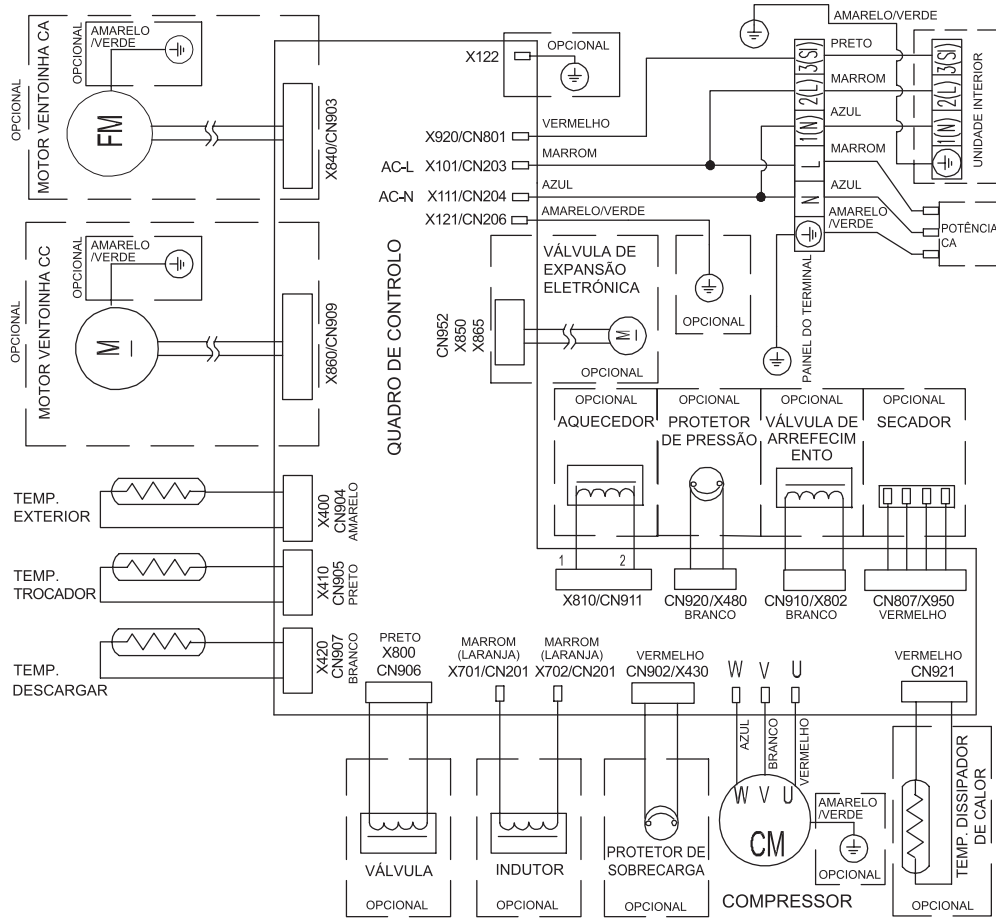
NOTE: The Throttle assembly may be a Capillary or an Electronic expansion valve in different models.

5. Wiring diagrams

5-1. Models: AOKA09CPBA, AOKA12CPBA, AOKA18CPBA, AOKA24CPBA, AOKA30CPBA, and AOKA36CPBA

OUTDOOR UNIT
AOKA09-36CPBA

OUTDOOR UNIT
AOKA09-36CPBA



6. Electrical characteristics

Model name			AOKA09CPBA	AOKA12CPBA
Power supply	Voltage	V	220	
	Frequency	Hz	60	
Maximum operating current* ¹		A	5.0	7.0
Wiring spec.* ²	Circuit breaker current		A	
	Power cable		mm ²	
	Connection cable* ³	Cross-sectional area	mm ²	
		Limited wiring length	m	

Model name			AOKA18CPBA	AOKA24CPBA
Power supply	Voltage	V	220	
	Frequency	Hz	60	
Maximum operating current* ¹		A	10.0	14.0
Wiring spec.* ²	Circuit breaker current		A	
	Power cable		mm ²	
	Connection cable* ³	Cross-sectional area	mm ²	
		Limited wiring length	m	


Model name			AOKA30CPBA	AOKA36CPBA
Power supply	Voltage	V	220	
	Frequency	Hz	60	
Maximum operating current* ¹		A	15.0	18.2
Wiring spec.* ²	Circuit breaker current		A	
	Power cable		mm ²	
	Connection cable* ³	Cross-sectional area	mm ²	
		Limited wiring length	m	

NOTES:

- *¹: Maximum operating current is the total current of the indoor unit and the outdoor unit.
- *²: Selected sample based on Japan Electrotechnical Standards and Codes Committee E0005. As the regulations of wire size and circuit breaker differ in each country or region, select appropriate devices complied to the regional standard.
- *³: Limit voltage drop to less than 2%. If voltage drop is 2% or more, increase cable conductor size.

7. Accessories

7-1. Models: AOKA09CPBA, AOKA12CPBA, AOKA18CPBA, AOKA24CPBA, AOKA30CPBA, and AOKA36CPBA

Part name	Exterior	Qty	Part name	Exterior	Qty
Rubber pad		4	—	—	—